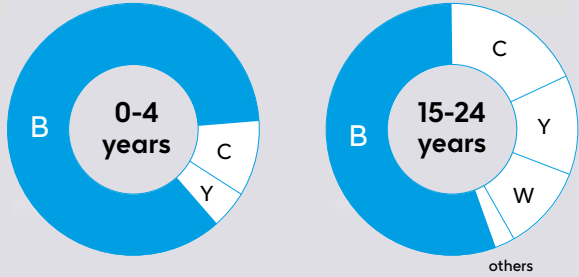


Meningococcal serogroup distribution in Austria, average for the years 2014-2021




- ▶ Meningococci are divided into different serogroups. Group B causes the most cases of illness in Austria, but also infections with groups A, C, W and Y can cause severe disease.
- ▶ From 2010 to 2020, 443 meningococcal cases were reported in Austria, among them 53 deaths.



One quarter of meningococcal disease occurs in children in their 1st year of life. This underscores the importance of vaccination already in early infancy.

There are different vaccines, that can protect against the different groups of meningococci:



- ▶ The meningococcal B vaccine is recommended for all children and adolescents as early as possible from the completed 2nd month of life and as a catch-up vaccination until their 25th birthday.
- ▶ The combination vaccination against the meningococcal groups A, C, W, and Y is recommended for infants as early as possible in the 13th month of life. It is included in the free national immunization program for children from the age of 10 to the age of 13, as the second peak of the disease begins at this age. It is also recommended as a catch-up vaccination until the age of 25.



Ask your doctor about the best possible protection against meningococci!

This brochure is available for download in several languages.



Deutsch | German
Türkçe | Turkish
українська | Ukrainian
Magyar | Hungarian
Српски | Serbian
العربية | Arabic

facebook.com/MeningokokkenJAZumSchutz

instagram.com/MeningokokkenJaZumSchutz



www.meningokokken-erkrankung.at

GlaxoSmithKline Pharma GmbH
Wienerbergstraße 7, 5. Stock
1100 Wien, Österreich

NP-AT-MNU-BROC-230008, 07/2023

GSK

MENINGOCOCCAL DISEASES

ACT NOW.
TAKE PRECAUTIONS.



Vaccination can protect against meningococcal disease!

With kind support from



What is meningococcal disease?

Meningococcal disease is a life-threatening bacterial infection that can take a particularly dramatic course. Meningococci mainly cause meningitis or blood poisoning (sepsis).

The bacteria live in the human naso-pharynx and can be passed on by kissing, coughing, or sneezing.



Approximately 10% of the population carries meningococci without falling ill, but can pass the bacteria on to others.



In rare cases, meningococci can invade the body and cause invasive disease. Infants are particularly at risk of meningococcal infection due to their immature immune system.

Meningococcal disease is rare, but life-threatening



Babies under 1 year of age are particularly at risk. Infants and adolescents also have an increased risk of disease.



Meningococcal disease is difficult to diagnose at first

Meningococcal disease must be treated immediately by intensive care, as it can quickly become life-threatening. Unfortunately, the first symptoms, which are usually flu-like, are often recognized too late.

Common symptoms



high fever



vomiting



massive headache



neck stiffness



sensitivity to light



lethargy



reddish-purple skin rash

Common in infants: shrill crying, tense or bulging fontanel, stiff or floppy body.

The so-called glass test can be an important diagnostic aid: Meningococcal infections are often manifested by reddish-purple, initially only dot-like patches of skin and a high fever at the same time. Unlike other rashes, these dots do not disappear when a clear drinking glass is pressed firmly against them.

Meningococcal sepsis: Rash does not go away. However, do NOT wait for the rash to appear! It does not occur with every meningococcal disease and is a sign of an already advanced disease.

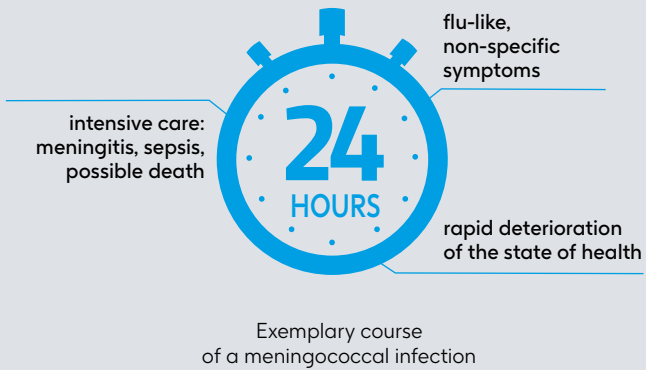
In case of any suspicion, seek medical attention immediately!



(Photos: © Prof. Werner Zenz)

Meningococcal disease progresses quickly

The disease can be fatal within 24 hours.




Meningococcal disease can be fatal

In Austria, despite the best possible medical care, **about 10%** of invasive meningococcal infections are fatal.



Meningococcal disease can cause severe sequelae

Up to 1 in 5 survivors suffers from debilitating sequelae such as amputations, brain damage, or deafness.



Meningococcal disease can be prevented

Do not wait! Ask your doctor for the best possible protection against meningococci!



What does my child need to be protected against meningococcal disease?
Are my older children also protected against meningococcal disease?